

Computer Troubleshooting and Maintenance

Presented by
Rick Castellini, MCP
April 2010

Microsoft Certified Professional

HelpMeRick.com

PC Essentials

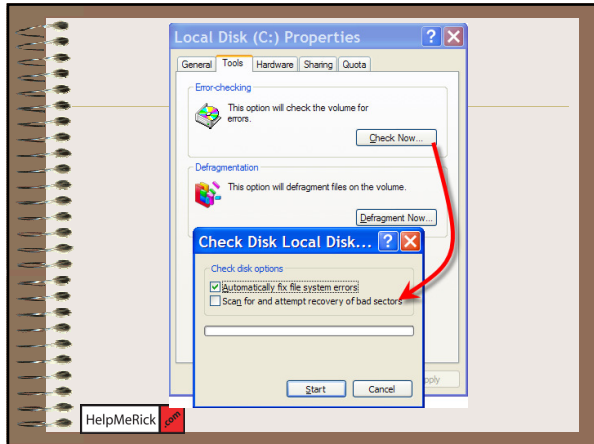
- Maintenance
- File Backup
- Internet Security
- Troubleshooting

HelpMeRick.com

Hard Drive Maintenance

- Run Scan Disk (*error checking*) every 2-4 months
- Run Disk Defragmenter every 6-9 months
- Run Ccleaner at least monthly

HelpMeRick.com



Hard Drive Maintenance II

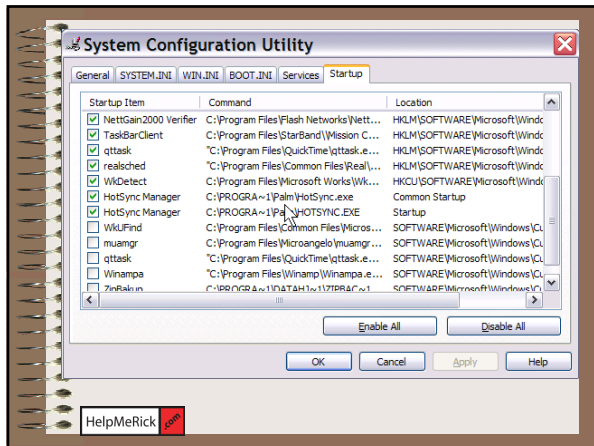
- **Only** use Add/Remove programs to remove unwanted programs
- Don't use an excessive amount of utilities like Norton System Tools
- Reduce the accumulation of temporary Internet files by setting the limit low

HelpMeRick.com

Hard Drive Maintenance III

- Keep only necessary items running at startup
- Learn to use the Microsoft Configuration Utility (msconfig) to control startup programs
 - Click Start → Run → type: msconfig
 - Click the Startup tab

HelpMeRick.com



General PC Safety Hints

- Keep PC ventilated
- Make sure fan is not obstructed
- Clean flat screens with soft cloth rag slightly moistened with water only
- Use a \$20+ surge protector
- Buy an optical mouse if you don't already have one
- During periods of heavy storms, unplug the computer completely
- Always install Microsoft updates or visit the update center manually

HelpMeRick.com


File Backup

- Keep all original program disks and registration numbers
- Regular backup of important files **YOU** have created
- Backup up large amounts of data like pictures, music, video to CDs or DVDs
- Backup documents, address books, etc to USB flash drives

HelpMeRick.com


Steps to Effective Backup

- Store all important files in a common folder
- ID other data files (ie bookmarks, Quicken files, etc)
- Backup at least once per month



HelpMeRick.com

Steps to Effective Backup cont'd



- Use flash memory drives (thumb drives) for quick and easy backup
- Keep at least two copies of backups
- Consider a second hard drive or online backup
- CD/DVDs are great for archiving data


HelpMeRick.com

Some Good Backup Software...

- NTI Backup Now
www.ntibackupnow.com
- Backup Plus
www.backupplus.net
- Second Copy
www.secondcopy.com

HelpMeRick.com

Internet Security I




- Currently, I like AVG AntiVirus or Microsoft Security Essentials the best
- Be wary of email attachments... especially from friends and family
- Strongly consider using an alternative browser like Firefox or Google Chrome

HelpMeRick.com

Internet Security II

- Use the Windows XP firewall
- High speed Internet users can use router as firewall
- Always use Antispyware software
 - Windows Defender
 - AVG Anti-spyware
 - SpyBot Search & Destroy
 - Malware Bytes



HelpMeRick.com

Troubleshooting

- Don't Panic!
- Re-trace your steps
- Don't automatically start punching buttons and clicking your mouse

HelpMeRick.com

Illegal Operation

- Occurs when your system's memory either loses track of itself OR memory gets too low
- Don't bother looking at details
- Usually you can just click on close and re-open your program
- If it occurs frequently in same program, uninstall and reinstall

HelpMeRick.com

System Restore

- Starting with Windows Me and above, System Restore will take your computer back to a happier time
- Use this tool when you can isolate the problem to a specific day or event
- Found under Start → Programs → Accessories → System Tools

HelpMeRick.com

Mouse/Keyboard Freeze




- Push Ctrl+Alt+Del... if "Close Program" list pops up, Click on End Task
- Don't be afraid to pull the plug or hit the reset button


HelpMeRick.com

Computer or Monitor won't start


- Check power cords at BOTH ends... computer and power strip
- Make sure power strip is on
- Push the power button on the monitor and computer
- Try starting without power strip



High Speed Modem (Cable/DSL)



- Shut modem off and turn back on
- Push reset button on modem
- Restart computer
- If using a router, reset the modem **and** the router



In need of answers? Check out:



Or... **If you are really in a bind, call Rick at 257-0825 to schedule an appointment**